

# FUSO *CANTER*

FE85PE / FE85PG



**BOLD NEW FACE.  
BETTER DRIVING  
EXPERIENCE.**



**EURO II**

**UNECE**  
REGULATION COMPLIANCE

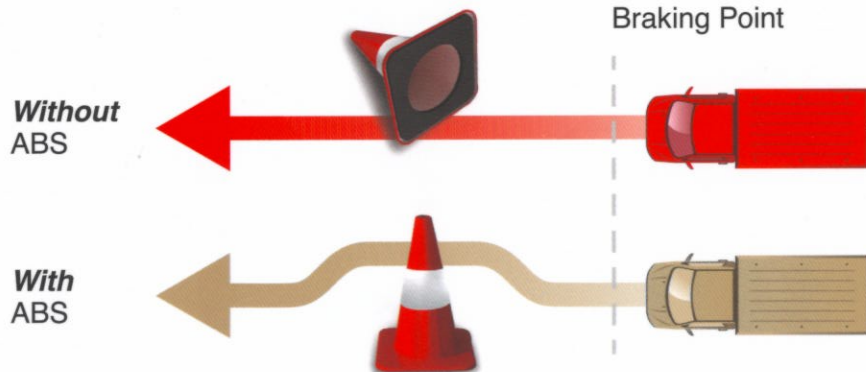


## 3.9L 4D34 ENGINE

Built for the long run.  
Reliable performance  
comes hand in hand  
with power and  
fuel efficiency.



## ANTI-LOCK BRAKING SYSTEM (ABS) and Automatic Brake Adjustor



ABS help to  
maintain control  
of the vehicle  
during emergency  
braking situations,  
and enable proper  
steering around  
obstacles.

## IN DASH GEARSHIFT



Easier operation and comfortable driving position.  
Provides ample leg room for easy shift  
from driver-seat to assistant-seat.





## INTERIOR



**01** New seat design with wide seat adjustment to provide comfortable driving position.



**02** Simple, compact & functional dashboard. Ergonomic arrangement of switchers, levers and open storage space.



**03** New stylish and easy-to-read instrument cluster.

## EXTERIOR




**06** Side marker lamp.



**07** Headlamp levelling provide optimum headlamp and light projection distance. Comes with day time running lamp.



**08** Reverse sensor for easy reverse operation.



**09** 6mm chassis frame.



**10** T  
l  
g  
o



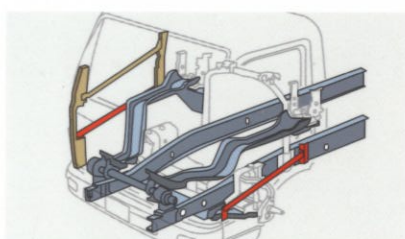
Impact absorption steering column.



05 Central locking and power window.



09 Punctureless tyre providing longer tread life and gentle deflation in case of puncture.



11 Fuso RISE Body with door impact beam, front box structure and reinforced cab floor main sill.



# TECHNICAL SPECIFICATION



MODEL R.H.D		FE85PE6SRDG3		FE85PG6SRDG3	
WEIGHT	Max G.V.W.	kg	7,500		7,500
	Front axle	kg	1,610		1,640
	Rear axle	kg	765		780
	Kerb weight approx.	kg	2,375		2,420
DIMENSIONS	Wheelbase (W.B.)	mm	3,350		3,850
	Overall length (O.A.L.)	mm	6,015		6,735
	Overall width (O.A.W.)	mm	2,035		2,035
	Overall height (O.A.H.)	mm	2,195		2,195
	Tread	mm	1,665		1,665
	Front (T.F.)				
	Rear (T.R.)	mm	1,560		1,560
	Ground clearance approx. (G.C.)	mm	195		195
	Cab to rear axle (C.A.)	mm	2,825		3,325
	Cab to end frame (C.E.)	mm	4,305		5,025
	Frame width (F.W.)	mm	753		753
	Front overhang (F.O.H.)	mm	1,145		1,145
	Rear overhang (R.O.H.)	mm	1,480		1,700
ENGINE	Model	-	Mitsubishi 4D34-2AT4 turbocharge with intercooler		
	Type	-	4-stroke, water-cooled, direct injection diesel engine		
	No. of cylinders	-	4 in line		
	Piston displacement	cc	3,908		
	Max. output	kW(PS)@rpm	100(136)@2,900		
	Max. torque	Nm@rpm	370@1,600		
	Air cleaner	-	Dry paper element type		
	Alternator	Volt	24V - 50Amps		
	Clutch	Type	Hydraulic control, single dry plate		
DRIVELINE		mm	300		
	Transmission	-	M035S5		
		-	5 forward and 1 reverse speed, manual, overdrive		
		-	2nd to 5th range; Synchromesh gears		
		-	1st & Rev. range; Constantmesh gears		
	Gear ratios	-	5.38-3.028-1.700-1.00-0.722-Reverse 5.380		
	Final reduction gear	-	Single reduction, hypoid gear		
CABIN	Ratio	-	6.166		
	Seating capacity	-	3		
	Cabin tilt	-	Mechanical		
	Power windows	-	Equipped		
	Central lock & alarm system	-	Equipped		
	Reverse sensors & buzzer	-	Equipped		
	Kangaroo bar	-	Equipped		
CHASSIS	Axle type	Front	Reverse elliot, "I" beam type		
		Rear	Full floating type		
	Tyres	Studs	6		
		Tyre Size	215/75R17.5		
	Steering	-	Right hand steering. Ball nut type with integral type hydraulic power booster		
		-	Telescopic and tilt steering column with steering lock		
	Suspension	Front	Laminated leaf springs with shock absorbers		
		Rear	Main and auxiliary laminated leaf springs with shock absorbers		
	Brake	Service	Hydraulic with vacuum servo assistance, dual circuit with antilock brake system (ABS) & auto brake shoes adjuster		
		Parking	Internal expanding type on propeller shaft		
		Auxiliary	Exhaust brake		
	Fuel tank	-	100 liters		
	Electrical system	-	12 Volt x 2, 65Ah at 20 hr. rate		

FUSO authorized dealer:

**100,000km**  
OR  
**3 YEARS WARRANTY\***  
LIGHT DUTY TRUCK

**FREE**  
maintenance service  
**5**  
TIMES

**R247 ADSIDE**  
FUSO ASSISTANCE

**FUSO Authorized Distributor:**  
**Hap Seng Trucks Distribution Sdn Bhd (1250643-T)**  
No. 1, Jalan Kinrara 2,  
Taman Perindustrian Bandar Kinrara,  
47180 Puchong, Selangor, Malaysia.  
[www.fuso.my](http://www.fuso.my)

**Note:** The information in this catalogue is to be regarded as approximate. The illustration may contain non-standard accessories and extras. Actual specifications may differ from the catalogue. We reserve the right to change the design, technical features and scope of delivery.