



TF CANTER

FIRST IN CLASS

ENGINE

**Biodiesel
B30
Ready**



SAFETY



**Full
Disc
Brake**



**Electronic
Stability
Program
(ESP®)**

BODY



**Original
Wheelbase
Chassis**



**Wider
Body
Width**

• Picture shown is for illustration purpose only and the actual product may vary due to the product enhancement.



MITSUBISHI FUSO Authorised Distributor
Hap Seng Trucks Distribution Sdn Bhd (1250643-T)
Lot 13-1, Level 13, Menara Hap Seng, Jalan P. Ramlee, 50250 Kuala Lumpur.

☎ 603-8082 9188 ☎ 603-8082 9121 ✉ sales@fuso.my 🌐 www.fuso.my 📱 FUSO Malaysia

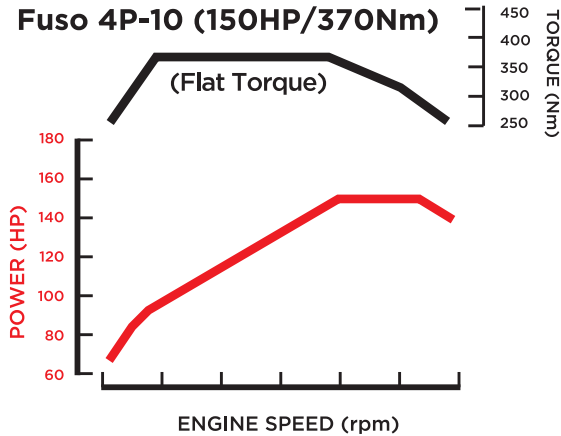


CLEAN & EFFICIENT PERFORMANCE



A Clean Deal: 4P10 Canter Engines

More efficiency. More cost effectiveness. More environmental acceptability. With FUSO new EURO 5 engine and advanced exhaust emission control system (EGR & DPF).



Smooth Power and Maximum Capacity

Flat torque curve from low rpm: Earlier upshift possible for better fuel economy & less noise.

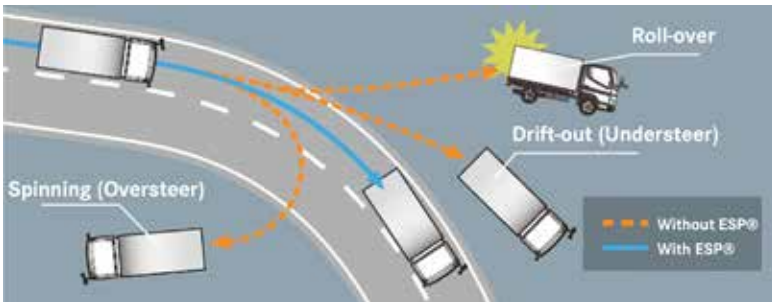
A+ SAFETY ON TRUCK



SRS Air Bags

Enhance driver protection during collisions.

**Drivers site only*



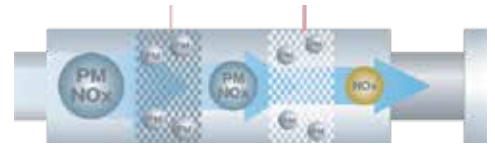
Electronic Stability Program (ESP®)

Boost your driving confidence with ESP® technology, ensuring stability on low-traction surfaces, when encountering obstacles, or navigating curves at unsafe speeds. Experience safer journeys with ESP®.



Variable Geometry Turbocharger (VGT)

A VGT can adjust the angle of its internal vanes to optimize exhaust gas flow into the turbine, enhancing engine efficiency, reducing turbo lag, and improving performance at various engine speeds.



Diesel Particular Filter (DPF)

The automatically regenerated DPF significantly reduces PM, offering practical features like DPF data display in the meter panel and extended regeneration intervals.



ABS & EBD

Electronic Brakeforce Distribution (EBD) optimize braking force depending on driving conditions. This combination makes cruising safer ...

Anti-Slip Regulator (ASR)

Allows for greater wheel traction and enables smooth operation on slippery surfaces.

Drag Torque Control

Improves stability and steering control during engine braking on low-traction surfaces.

Brake Over-Ride System (BOS)

Mitigates damage from unintentional acceleration caused by a mistake in a panic situation.

Brake Assist (BA)

Minimize the braking distance in high deceleration.

ENHANCED STABILITY AND SUPERIOR LOAD CAPACITY

FUSO Super Frame

Comes with its original wheelbase as configured by Mitsubishi FUSO Japan without any additional joints.



ENHANCED CABIN DESIGN



Aerodynamic Cabin

- A-pillars & front windshield are less upright.
- Less drag -> Better fuel economy.



Cabin Reinforcements

Reinforced Impact Safety Evolution (RISE) cabin ensuring best possible safety among Cab-over-Engine (COE) concepts.

ERGONOMIC COCKPIT DESIGN



Spacious cockpit design with wide adjustment to provide comfortable driving position.



Compact & functional dashboard. Ergonomic arrangement of switches, levers and open storage space.



Compact & easy-to-read instrument cluster.



Central locking and power window.

ADDITIONAL PREMIUM ACCESSORIES



Infotainment system compatible with Apple CarPlay & Android**

*** Only available with Premium model.



Rearview camera with front and rear dashcams***

Technical Specification

TF CANTER MANUAL (MT) TRANSMISSION

Model Name	TF Canter 150 ER	TF Canter 150 GR	TF Canter 150 HR	TF Canter 150 KR	TF Canter 150 HRX	TF Canter 150 GRP
Type	Forward control					
Drive System	4 x 2					
Seating capacity	3					
Dimensions (mm)						
Wheelbase (mm)	3,400	3,850	4,300	4,750	4,300	3,850
Overall Length (mm)	5,970	6,685	7,185	7,735	7,255	6,685
Overall width (mm)	2,145	2,145	2,145	2,145	2,145	2,145
Overall height (mm)	2,225	2,220	2,220	2,215	2,220	2,220
Front Overhang (mm)	1,140	1,140	1,140	1,140	1,180	1,140
Rear Overhang (mm)	1,430	1,695	1,745	1,845	1,745	1,695
Wheel Track - front (mm)	1,665	1,665	1,665	1,665	1,665	1,665
Wheel Track - rear (mm)	1,670	1,670	1,670	1,670	1,670	1,670
Ground Clearance (mm)	190	190	190	190	190	190
Maximum Gradeability (Running)	38%	38%	38%	38%	33%	38%
Minimum Turning Circle diameter (mm)	6,100	6,820	7,540	8,250	7,540	6,820
Weight details						
Curb weights (kg)	2,380	2,485	2,525	2,545	2,525	2,485
GVW (kg)	7,500	7,500	7,500	7,500	8,550	7,500

Engine	
Model	4P10
Emission	Euro V
Type	4 stroke-cycle, water cooled direct injection diesel engine
No. of cylinder; Layout	4 in line
Bore and stroke (mm)	95.8 x 104
Displacement (cc)	2998
Compression Ratio	17.5
Maximum Power	150 PS / 2839 rpm
Maximum Torque	370Nm / 1350 rpm
Air Cleaner type	Dry paper element type
Governor	24 Volt, 80 Amp.
Generator	Electrical control type (Common rail system)

Transmission	
Transmission Model	M038S5
Type	"5 forward and 1 reverse speed All gears ; Synchronesh gears"
No. of Gear	5 + Rev.
T/M gear ratios	5.494 - 3.038 - 1.592 - 1.000 - 0.723 Rev. 5.494

Axle	
Front Axle Type / Rated Capacity (kg)	Reverse Elliot, "I" beam type F350T / 3,100
Rear Axle Type / Rated Capacity (kg)	Single reduction, hypoid gear R035T / 6,000
Rear Axle Ratio	6.166

Frame	
Frame - Type	Ladder frame, channel section with reinforcement and crossmembers
Depth x Width x Thick (mm)	200 x 850 x 6

Suspension	
Front Suspension Type	Laminated leaf springs with hydraulic double acting telescopic shock absorbers and stabilizer anti roll bar
Rear Suspension Type	Laminated leaf springs with hydraulic single acting shock absorbers

Steering system	
Type/ Description	Right hand steering. Ball nut type with hydraulic power booster

Wheels & Tyres	
Tyre size	Tube less tyre
Front / Rear	215/75R17.5 / 215/75R17.5

Brakes	
Service brakes (Brief description)	Hydraulic with vacuum servo assistance, dual circuit with ESP®
Parking Brake (Brief description)	Cable center brake (8inch,Duo servo)
Anti lock Braking system (ABS)	ABS+EBD
Front	Twin disc
Rear	Disc
Aux braking system	Exhaust brake

Fuel tank		
Main tank capacity (l)	100L(Compatible B30)	100L(Compatible B30)
Additional tank capacity	N/A	70L(Compatible B30)

Electrical system	
System Voltage, V	24V
Alternator	24V-80A
Battery	115D31L+65D23L

Additional premium accessories		
Centre rear view mirror camera	N/A	YES
Multimedia Infotainment System with touch screen	N/A	YES

Body Application



- Picture shown is for illustration purpose only and the actual product may vary due to the product enhancement.
- FUSO Malaysia reserves the right to alter any details of specifications and equipment without notice.
- Details of specifications and equipment are also subject to change to suit local conditions and requirements.
- Vehicle and specifications in this catalogue may vary from models available locally. Vehicle body and accessory colours might differ slightly from the printed photos in this catalogue.

5 YEARS WARRANTY**
or **200,000km***

Dealer's Information